



# MONTHLY MEMBERSHIP PROGRESS REPORT

District 43 Y

Results as of: 12/31/2018

GMT: STEVE ANTON

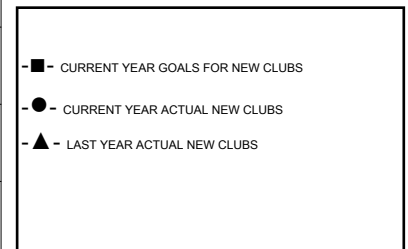
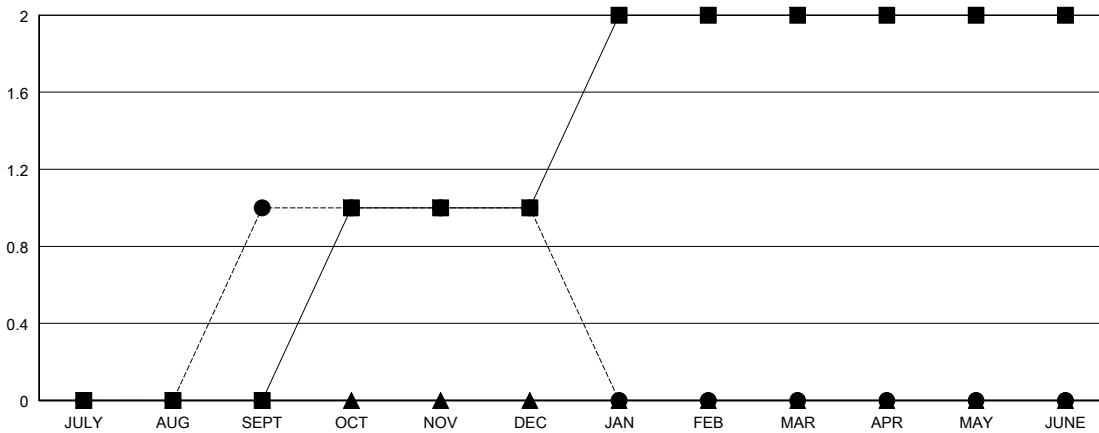
LOCATION KENTUCKY

GMT CA

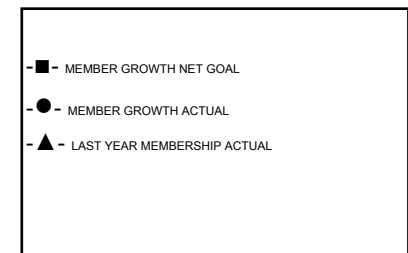
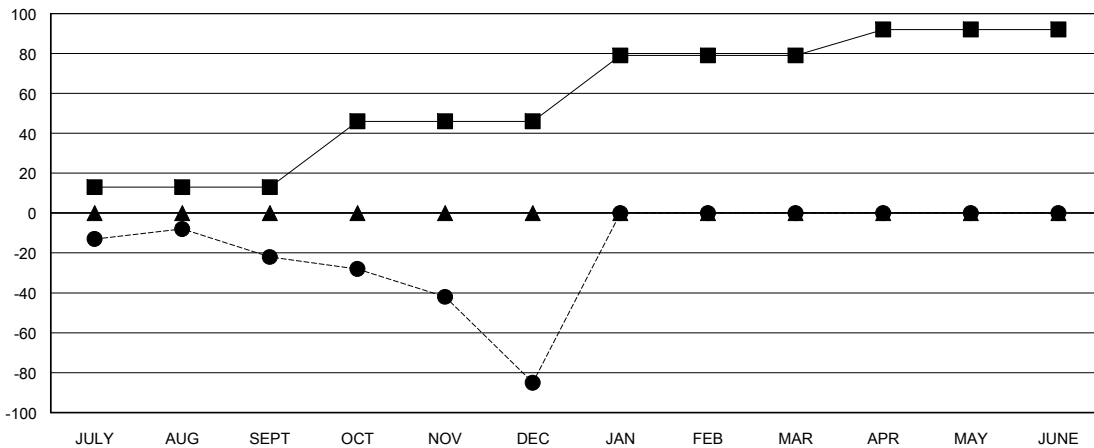
Clubs			
RESULTS FOR 2018-2019			
QUARTER	NEW CLUB GOAL	NEW CLUBS	DROPPED CLUBS
JULY/AUG/SEPT	0	1	2
OCT/NOV/DEC	1	0	1
JAN/FEB/MAR	1	0	0
APR/MAY/JUNE	0	0	0

Members			
RESULTS FOR 2018-2019			
QUARTER	MEMBER GROWTH NET GOAL	MEMBER GROWTH ACTUAL	DROPPED MEMBERS ACTUAL (including transfers)
JULY/AUG/SEPT	13	64	78
OCT/NOV/DEC	33	26	87
JAN/FEB/MAR	33	0	0
APR/MAY/JUNE	13	0	0

GOALS AND ACTUAL NEW CLUBS CUMULATIVE



GOALS AND ACTUAL MEMBERS CUMULATIVE



DROPPED CLUBS: 3	26 CLUBS OF 97 ADDED 1 OR MORE NEW MEMBERS	<u>GENDER DISTRIBUTION</u>	
DROPPED MEMBERS		MALE	1,398 (66.48%)
DECEASED	20	FEMALE	705 (33.52%)
CLUB CANCELLED	53	Women Percentage Fiscal Year Goal: 50%	
OTHER	92	TOTAL FAMILY UNIT MEMBERS	476
TOTAL	165	FAMILY MEMBERS PAYING HALF DUES	244

[CLICK HERE FOR CUMULATIVE MEMBERSHIP DATA](#)